



THE SYSTEM DEVELOPMENT LIFE CYCLE

Major Attributes of the Life Cycle

- **The project**
 - Moves systematically through **phases** where each phase has a standard set of outputs
 - Produces project **deliverables**
 - Uses deliverables in implementation
 - Results in actual information system
 - Uses *gradual refinement*

Project Phases

- **Planning**
 - Why build the system?
- **Analysis**
 - Who, what, when, where will the system be?
- **Design**
 - How will the system work?
- **Implementation**
 - System delivery

Planning

- Identifying business value
- Analyze feasibility
- Develop work plan
- Staff the project
- Control and direct project

Analysis

- Analysis strategy
 - Analysis of *current system*
 - Ways to design **new system**
- Requirements gathering
 - Interviews, questionnaires
- Process modeling
- Data modeling

Design

- Architectural design
 - **Hardware**
 - **Software**
 - **Network** infrastructure
- Interface design
- Database and file design
- Program design

Implementation

- **Construction**

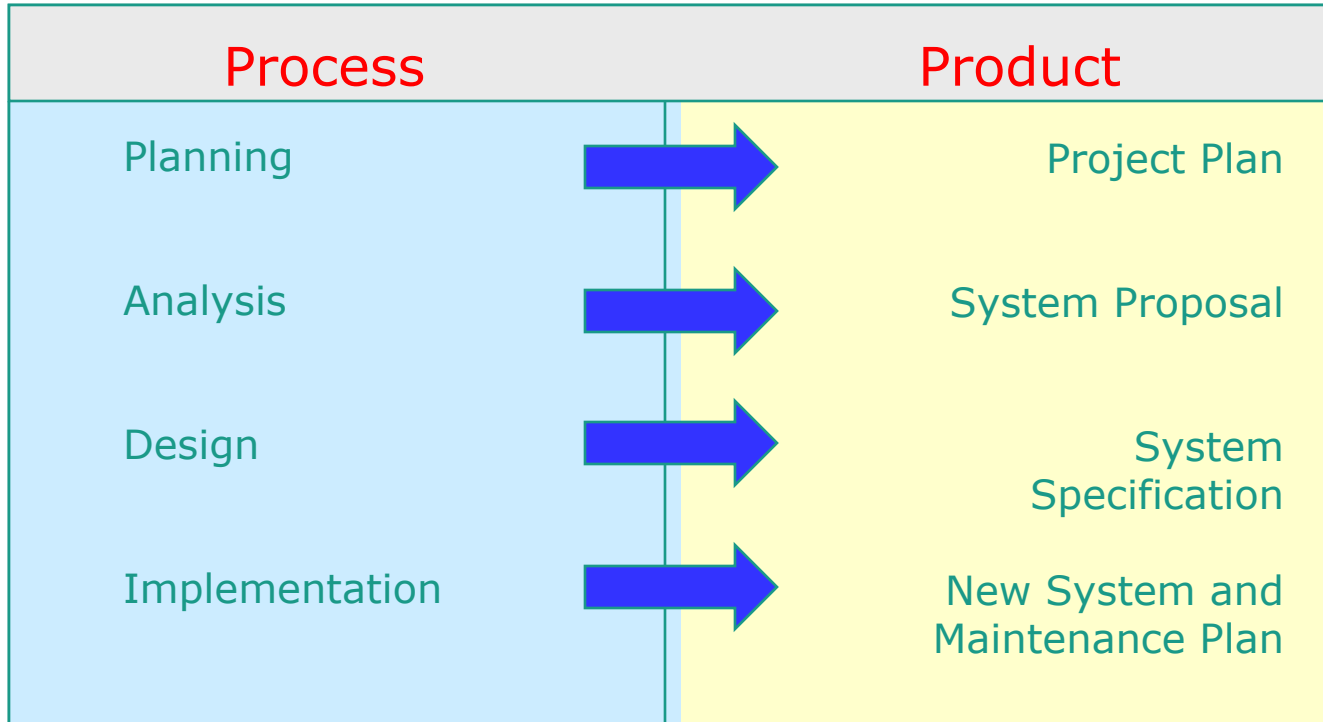
- Writing programs
- Testing

- **Installation**

- Replace old with new system
- Training users

- **Support Plan**

Processes and Deliverables





SYSTEM DEVELOPMENT Methodologies

What Is a Methodology?

- **A formalized approach or series of steps to implement SDLC**
- Methodology categories:
 - Process-centered
 - Data-centered
 - Object-oriented

Need for methodology

- *Writing code without a well-thought-out system request may work for small programs, but rarely works for large ones.*
- Need to have a good **design** from the requirements before moving on to implementation.

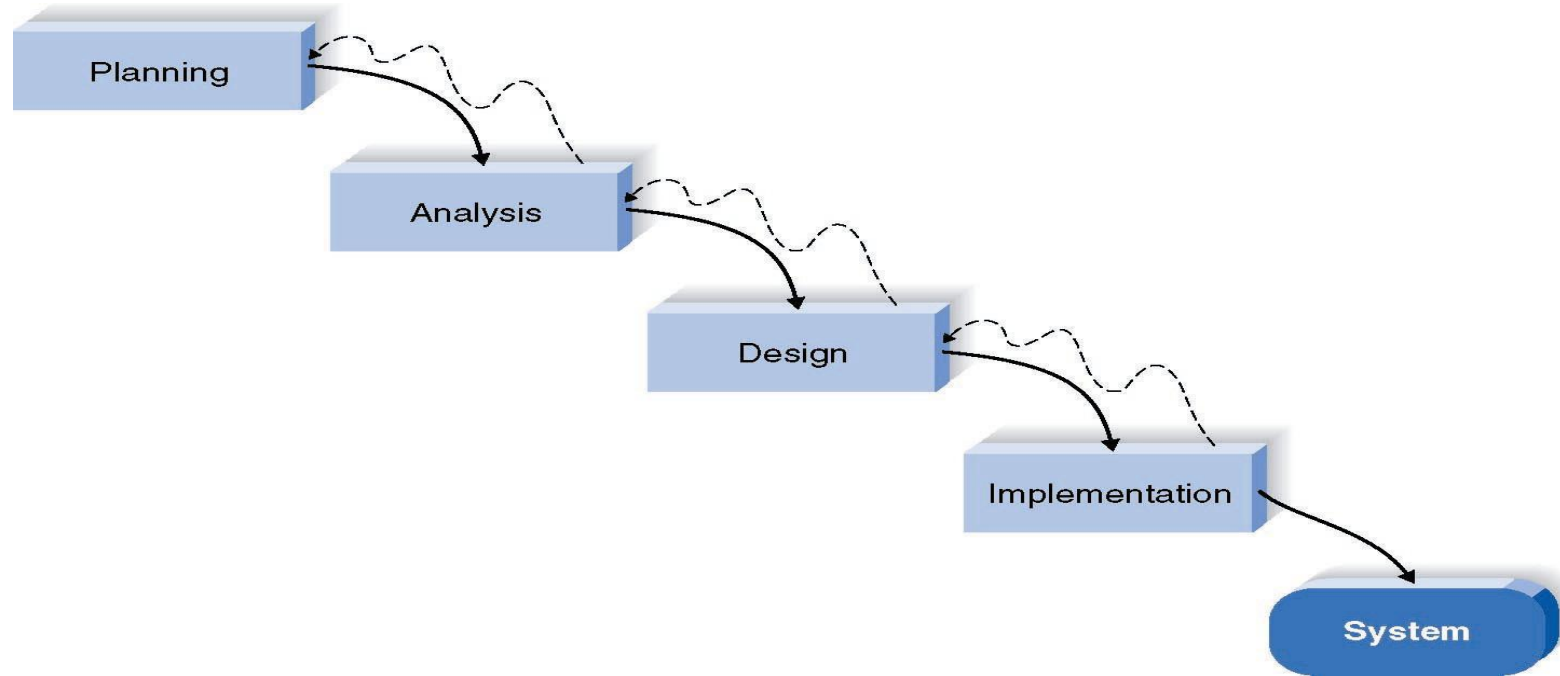
Systems development methodologies

- **Structured Design**
 - Waterfall Development
 - Parallel Development
- **Rapid Application Development (RAD)**
 - Phased Development
 - Prototyping
- **Agile Development**
 - Extreme Programming


Structured Design

- *Projects move methodically from one to the next step*
- *Generally, a step is finished before the next one begins*

Waterfall Development Method



Pros and Cons of the Waterfall Method



Pros	Cons
Identifies systems requirements long before programming begins	Design must be specified on paper before programming begins
	<u>Long time</u> between system proposal and delivery of new system

Parallel Development

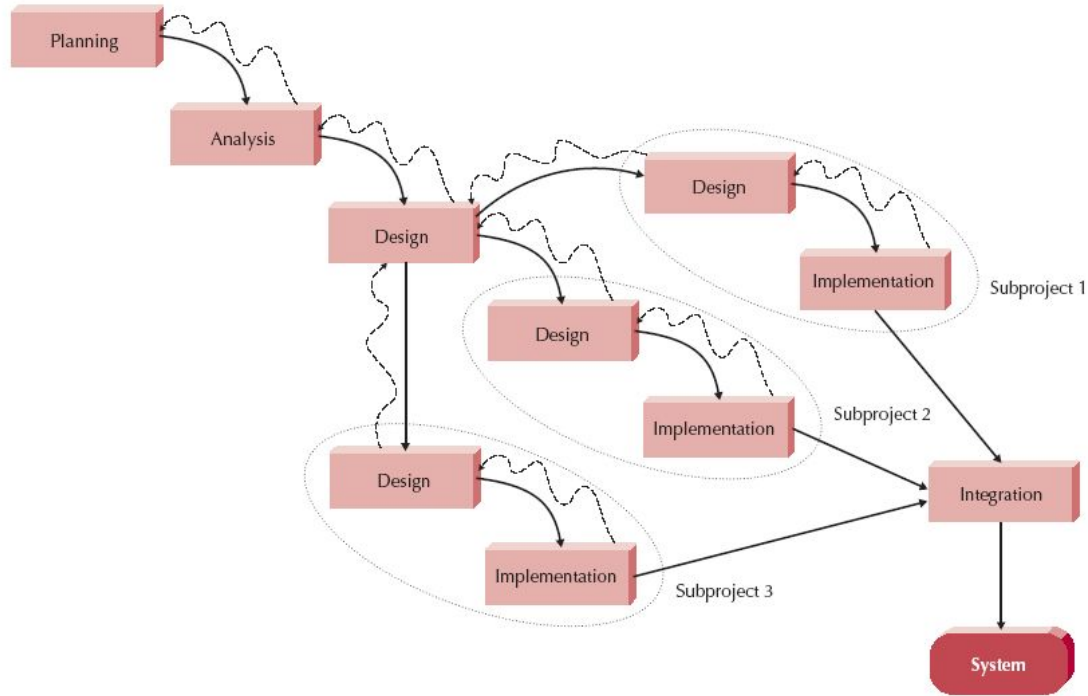


FIGURE 1-3 A Parallel Development-based Methodology
Slide 16

Pros and Cons of the Parallel Method

Pros	Cons
<u>Reduce schedule time to deliver the system</u>	Subprojects may not be completely independent – integration may be complicated
	Paper document outputs still cause problems

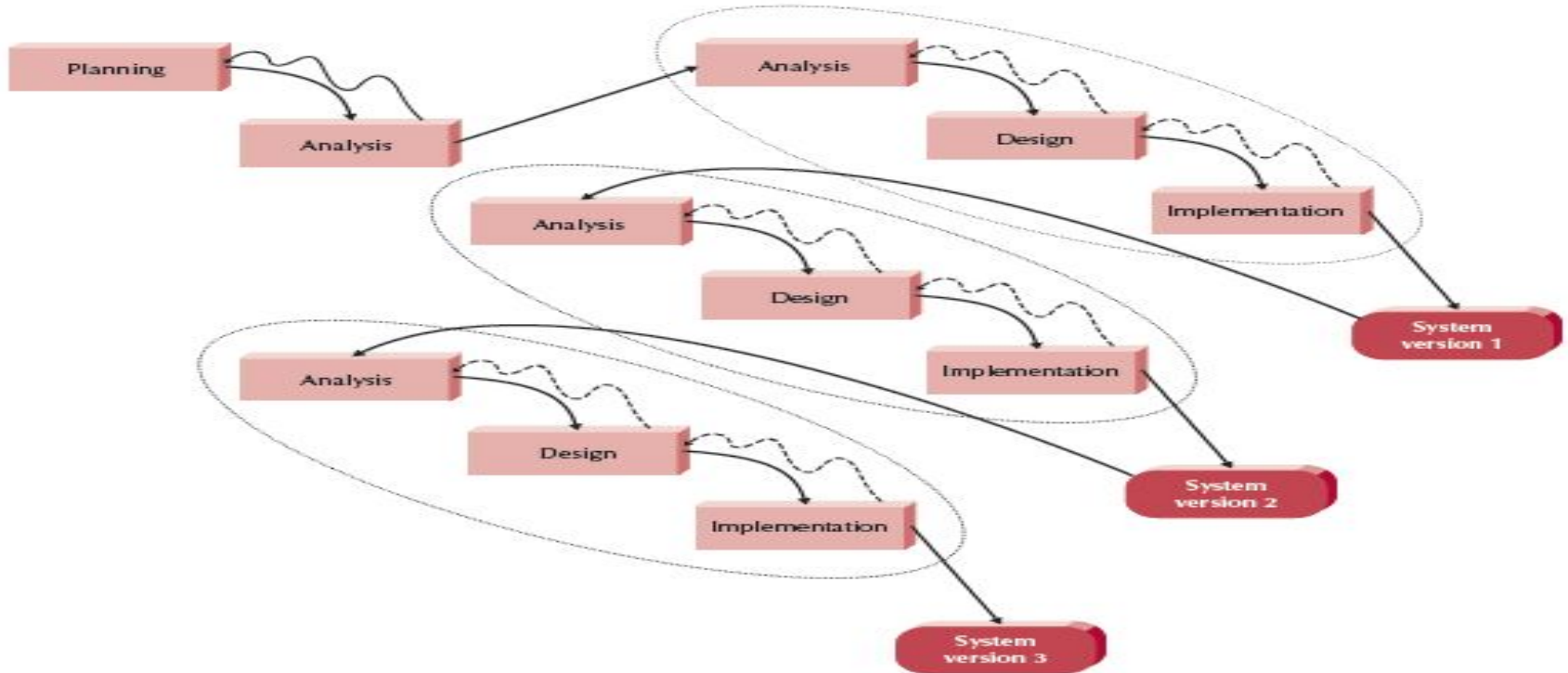
Rapid Application Development

- Critical elements
 - CASE tools
 - JAD sessions
 - Fourth generation/visualization programming languages
 - Code generators

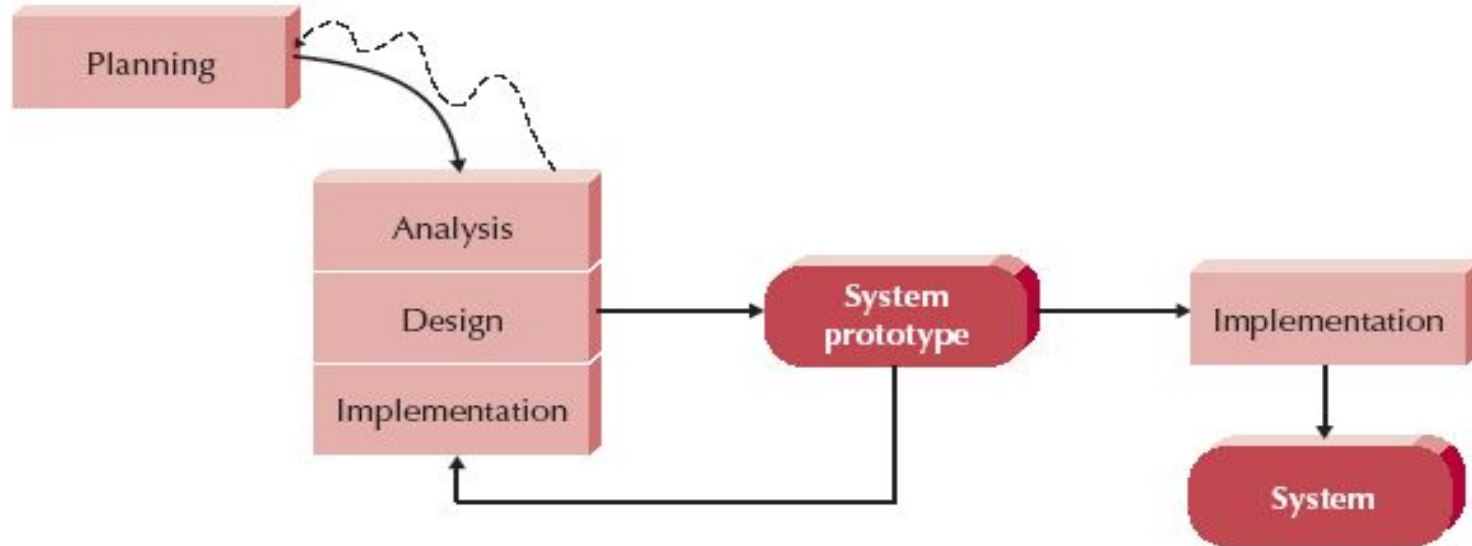
Rapid Application Development Categories

- Phased development
 - A series of versions
- Prototyping
 - System prototyping
- Throw-away prototyping
 - Design prototyping
- Agile Development
- Extreme Development

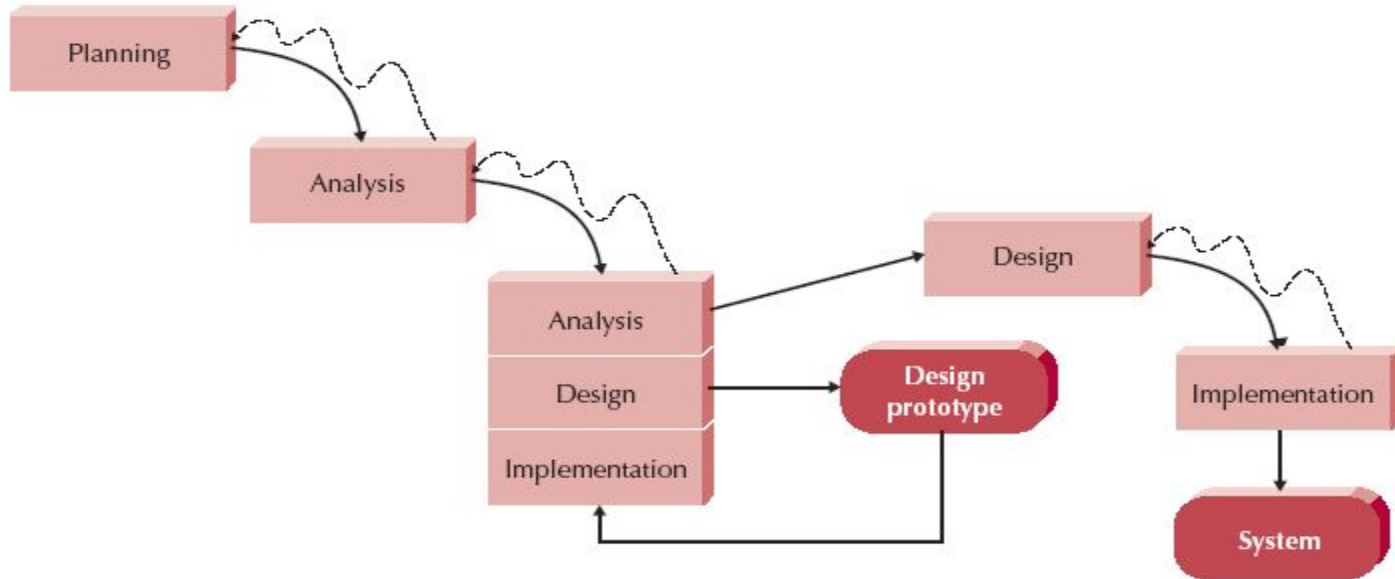
Phased development



How Prototyping Works



Throwaway Prototyping



Selecting the Appropriate Methodology

- Clarity of User Requirements
- Familiarity with Technology
- System Complexity
- System Reliability
- Short Time Schedules
- Schedule Visibility

Criteria for Selecting a Methodology

Ability to Develop Systems	Structured Methodologies			RAD Methodologies		Agile Methodologies
	Waterfall	Parallel	Phased	Prototyping	Throwaway Prototyping	XP
with Unclear User Requirements	Poor	Poor	Good	Excellent	Excellent	Excellent
with Unfamiliar Technology	Poor	Poor	Good	Poor	Excellent	Poor
that are Complex	Good	Good	Good	Poor	Excellent	Poor
that are Reliable	Good	Good	Good	Poor	Excellent	Good
with a Short Time Schedule	Poor	Good	Excellent	Excellent	Good	Excellent
with Schedule Visibility	Poor	Poor	Excellent	Excellent	Good	Good

FIGURE 1-8 Criteria for Selecting a Methodology



Project Team Roles and Skills

Information Systems Roles

- Business analyst
- System analyst
- Infrastructure analyst
- Change management analyst
- Project manager

Project Team Roles

Role	Responsibilities
Business analyst	Analyzing the key business aspects of the system Identifying how the system will provide business value Designing the new business processes and policies
Systems analyst	Identifying how technology can improve business processes Designing the new business processes Designing the information system Ensuring that the system conforms to information systems standards
Infrastructure analyst	Ensuring the system conforms to infrastructure standards Identifying infrastructure changes needed to support the system
Change management analyst	Developing and executing a change management plan Developing and executing a user training plan
Project manager	Managing the team of analysts, programmers, technical writers, and other specialists Developing and monitoring the project plan Assigning resources Serving as the primary point of contact for the project

Summary -- Part 1

- *The Systems Development Life Cycle* consists of four stages: Planning, Analysis, Design, and Implementation
- The *major development methodologies*:
 - Structured design
 - the waterfall method
 - Parallel development
 - RAD development
 - Prototyping (regular and throwaway)
 - Agile development
 - XP streamline SDLC

Summary -- Part 2

- There are five *major team roles*: business analyst, systems analyst, infrastructure analyst, change management analyst and project manager.